



LuXILash<sup>®</sup>

2016-2017



# LuXLash<sup>®</sup>

*For your everyday beauty*

The LuXLash eyelash extension technology means high quality and naturally beautiful looking. Thanks to the constant tests and developments the eyelash stylists can always create fascinating sets of lashes with high end products & tools.

LuxLash offers the highest quality products for the Volume technique, what means the most complex technique in eyelash extension nowadays. By wearing a set of natural looking, light and extremely rich looking Volume lashes - such as the LuXLash eyelash extensions - you can avoid the fake effect, they are invisible.

LuXLash offers a wide range of lashes adjusted to the different techniques: 5 curvatures, 5 thickness, lengths between 6-16 mms.

LuXLash has a multi level education system, what provides maximum assistance to the students in order to become professional stylists in this new and very popular profession!

# LASH RANGE - B CURVE

LuXLash provides high quality, specially designed, natural effect lashes. In order to keep their shape, they are made of synthetic materials. Even surface, a special root helps the invisible attachment - straight start for better attachment for the natural lashes. Feels like wearing your own rich lashes...

## B CURVE (DECENT CURVE)

Available in tray and bulk versions. In tray version: ALL SIZE IN ONE (from 6 mms to 16 mms), one-size-tray, 4d Volume classic, 4d Volume Economy Pack and color lashes.



	B 0.07 thickness	B 0.10 thickness	B 0.15 thickness	B 0.20 thickness
6 mm				
7 mm				
8 mm				
9 mm				
10 mm				
11 mm				
12 mm				
13 mm				
14 mm				
15 mm				
16 mm				

LuXLash®

### LUXLASH PRO ARTICLE: LASH TRENDS AND DEVELOPMENTS 2016

Natural length, extra richness, spectacular curve – shortly it means 2016 in the world of lashes. Although the richer, more colorful sets of lashes are also popular: it is easy to fall in love with a spectacular set, not only for You, but for your clients too!

Gain the necessary knowledge at our professional courses and create such sets easily with the newest 0.055 thickness, D+ curve lashes.

Among our brand new developments you can find not only the 0.055 lashes, the NEW D+ and L+ curves, but new tweezers, tools and amazing color lashes for the new technique!

# LASH RANGE - C CURVE

## C CURVE (DARING CURVE)

Available in tray and bulk versions. In tray version: ALL SIZE IN ONE (from 6 mms to 16 mms), one-size-tray, 4d Volume classic, 4d Volume Economy Pack and color lashes.



	C 0.055 thickness	C 0.07 thickness	C 0.10 thickness	C 0.15 thickness	C 0.20 thickness
6 mm					
7 mm					
8 mm					
9 mm					
10 mm					
11 mm					
12 mm					
13 mm					
14 mm					
15 mm					
16 mm					

**LuXLash®**



# LASH RANGE - D CURVE

## D CURVE (INTENSE CURVE)

Available in tray version: ALL SIZE IN ONE (from 8 mms to 16 mms), 0.07, 0.10, 0.15, 0.20 thickness, one-size-tray and color lashes (blue, purple, green).



	D 0.055 thickness	D 0.07 thickness	D 0.10 thickness	D 0.15 thickness	D 0.20 thickness
7 mm					
8 mm					
9 mm					
10 mm					
11 mm					
12 mm					
13 mm					
14 mm					
15 mm					
16 mm					



LuXLash®



# LASH RANGE - D+ CURVE

## NEW! D+ CURVE (MORE INTENSE)

Available in tray version: ALL SIZE IN ONE (from 7 mms to 14 mms), 0.07, 0.10 thickness.



NEW!

	D+ 0.07 thickness	D+ 0.10 thickness
7 mm		
8 mm		
9 mm		
10 mm		
11 mm		
12 mm		
13 mm		
14 mm		

LuXLash®



# LASH RANGE - L+ CURVE

## NEW! L+ CURVE (INTENSE CURVE)

Available in tray version: ALL SIZE IN ONE (from 7 mms to 14 mms), 0.07, 0.10 thickness.




NEW!

	L+ 0.07 thickness	L+ 0.10 thickness
7 mm		
8 mm		
9 mm		
10 mm		
11 mm		
12 mm		
13 mm		
14 mm		



LuXLash®




# TRAY LASHES

Faster to application: pick up the lashes in rows and put them on the silicone pad.

## ONE SIZE TRAY LASHES



Completes the mixed tray very well, but it can be used independently. Available: B and C curve, thickness: 0.15 or 0.20.

	8mm	9	10	11	12	13	14
B 0.15	x	x	x	x	x	x	x
B 0.20	x	x	x	x	x	x	x
C 0.15	x	x	x	x	x	x	x
C 0.20	x	x	x	x	x	x	x



## ALL SIZE IN ONE - TRAY

Practical package, in which you can find the eyelashes in the following sizes: 8, 9, 10, 11, 12, 13, 14, 15, 16 mms. If you have run out of a size, you can order the eyelashes on a size tray. In B, C, D curves, thickness: 0.15 and 0.20.



	7mm	8	9	10	11	12	13	14	15	16
B 0.15		x	x	x	x	x	x	x	x	x
B 0.20		x	x	x	x	x	x	x	x	x
<b>NEW</b> C 0.055	x	x	x	x	x	x	x	x		
C 0.15		x	x	x	x	x	x	x	x	
C 0.20		x	x	x	x	x	x	x	x	
<b>NEW</b> D 0.055	x	x	x	x	x	x	x			
D 0.15		x	x	x	x	x	x	x	x	
D 0.20		x	x	x	x	x	x	x	x	
<b>NEW</b> D+ 0.07	x	x	x	x	x	x	x			
<b>NEW</b> D+ 0.10	x	x	x	x	x	x	x			
<b>NEW</b> L+ 0.07	x	x	x	x	x	x	x			
<b>NEW</b> L+ 0.10	x	x	x	x	x	x	x			

**NEW!**

FROM JULY!

**NEW! D+ AND L+ CURVES, FROM 7 MMS TO 14 MMS, 0.07 AND 0.10 THICKNESS.**

**NEW! C AND D CURVES, FROM 7 MMS TO 14 MMS, 0.055 THICKNESS.**



# 4D VOLUME LASHES

## INCREDIBLY SPECTACULAR TECHNIQUE

LuXLash 4d VOLUME technique uses special – invisible – lightened, silky lashes. Wider product range: 0.07 and 0.10 thickness, B, C and D curves.

### 4D VOLUME ALL SIZE IN ONE – TRAY

B, C and D curves, 0.07 and 0.10 thickness in mixed sizes on a tray for the effective work!


	8mm	9	10	11	12	13	14	15	16
B 0.07	x	x	x	x	x	x	x	x	x
B 0.10	x	x	x	x	x	x	x	x	x
C 0.07	x	x	x	x	x	x	x	x	x
C 0.10	x	x	x	x	x	x	x	x	x
D 0.07	x	x	x	x	x	x	x	x	x
D 0.10	x	x	x	x	x	x	x	x	x



### 4D VOLUME ECONOMY PACK

12 rows in the 4d Volume Economy Pack: 8, 9, 10, 11, 12 length, B and C curves, 0.07 and 0.10 thickness.


	8mm	9	10	11	12
B 0.07	x	x	x	x	x
B 0.10	x	x	x	x	x
C 0.07	x	x	x	x	x
C 0.10	x	x	x	x	x



### 4D VOLUME LASHES

Economical, 4d Volume Lashes in the most popular 9, 10, 11 lengths, in B and C curves, 0.07 and 0.10 thickness.

	9mm	10	11
B 0.07	x	x	x
B 0.10	x	x	x
C 0.07	x	x	x
C 0.10	x	x	x



## LUXLASH PRO ARTICLE: HOW MUCH CAN A NATURAL LASH “HOLD”?

The base of every eyelash extension is the natural eyelash. So the first and most important rule is: not to harm them. For example: if our client wants the longest and richest set of lashes, but it would harm her own natural lashes, do not apply them.

If the natural lashes are weak and rare, we have to offer the most delicate and lightest solution.

No matter which technique you are choosing, never cause any harm to the natural lashes! Always pay attention to the appropriate isolation, precise application and the proper amount of glue.

When we work with healthy, normal, natural lashes we can use the following amount of lashes:

1D classic set: 1pc 0.20 or 0.15 or 0.10 or 0.07 or NEW! 0.055 thickness

2D double set: 2 pcs 0.10 or 0.07 or NEW! 0.055 thickness

3D triple set: 3 pcs 0.10 or 0.07 or NEW! 0.055 thickness

4D Volume: 4 pcs 0.07 or NEW! 0.055 thickness

5D 6D 7D set: 5-6-7 pcs 0.07 or NEW! 0.055 thickness

8D - 12D set: 8-12 pcs NEW! 0.055 thickness

12D - 15D set: 12-15 pcs NEW! 0.055 thickness – ONLY for a special occasion! NOT for constant wear!



# COLOR LASHES

---



## COLOR LASH

The color lashes are the newest trend in the eyelash extension: mixed with the black lashes they give an amazing effect. You can create moderate or extreme look according to the client's wish. They highlight the color of the eye. C and D curve, 0.10 and 0.15 thickness. 9, 10, 11 mms long. You can learn the usage of color lashes at the LuXLash Advanced + 4d Volume course.

---



## COLOR LASH

Copacabana Beach: ocean blue and vivid green for the cool glances;  
Casablanca Sunset: yellow and ripe orange and poppy red for the femme fatale;  
New York Lights: chocolate brown and wild purple for the irresistibly attractive women.  
Color lashes: in 8, 10, 12, 14 mm length, B curve, 0,15 thickness.

---



## COLOR LASH – MIXED

LuXLash Color Lash high quality, B and C curves, 0.15 thickness. 10 popular colors on a tray, from 8 mms to 14 mms.

---



## COLOR FLASH – BLACK ROOT, COLOR END

The specialty of the LuXLash Color Flash eyelashes is that only their end is colorful, while their root is black. B curved 0.15 thick eyelashes in 12 and 14 mms length, on a tray. 4 colors on a tray: purple, blue, green and red.

# GLUES

---

## NEW! XPRESS PRO BLACK GLUE

For Volume technique and for experienced lash stylists for classic sets too

- super fast dry time: 1-2 seconds!!
- setting time: 1 second
- comfortable work, ideal density
- low evaporation
- viscosity: medium
- durability: up to 6-8 weeks

5 ml –



NEW!

FROM JULY

EXPRESS RAPIDITY

---

## BLACK GLUE SALON LOOK

Tried, strong glue for professional use

- due to its composition it doesn't prevent the grow of the natural lashes (remains flexible even after weeks)
- comfortable usage, ideal density, fast, cure time 3-4 secs
- low evaporation
- durability: up to 6-8 weeks

5 ml –



EXTRA DURABILITY

---

## STRONG BLACK GLUE DEVELOPED

The Orange – protection against drying by the new orange cap

- perfect combination of drying and usage!
- minimal evaporation, dries fast, very durable
- recommended for professional users for 3D and 4D Volume
- irritation free
- fast, dries in 2-3 seconds
- super strong binding energy
- 4-5 weeks durability
- under controlled transport and storage, the quality of the glue remains perfect for a long time
- cap against drying

5 ml –

10 ml –



TOP DEVELOPMENT

---

## GEL REMOVER – GLUE REMOVER

Oil - based, special glue remover for the removal of eyelashes.  
Hypoallergenic.

15 ml –



## LUXLASH PRO ARTICLE: HOW TO CHOOSE A GLUE?

We need to take into consideration some very important things before we choose the glue, what we want to use. We need to ask: how proficient we are, how fast we can work and which technique we want to use for.

The LuXLash Black Glue Salon Look dries slower 3-4 seconds, ideal for beginners, less experienced lash stylists or for slower pace of work.

The LuXLash Strong Black Glue Developed dries in 2-3 seconds, perfect for classic, double or Volume sets.

The NEW! LuXLash Xpress Pro Black Glue faster drying time 1-2 seconds, for proficient, fast working lash stylists. For those who work, isolate, apply with 100% accuracy in case of classic, double and Volume sets too.

### GLUE MANUAL

- Every type of glue must be stored properly: in a calm place, protected from sunlight and humidity, in upright position.
- Use on a temperature between 18-25°C.
- Shake it constantly for 1 min before the first use.
- Never use the first drop, because it always comes from the cap.
- Always use small drops, in this case you need 2-4 drops for a whole set. Before every new drop shake the bottle for 20-30 seconds.
- Pay attention: when the glue on the glass tray getting too sticky, splits into its components, you have to add a new drop.
- Sign the date of opening on the bottle, due to the regular use the glue contacts the air and starts polymerization. From the first opening the date of expiry is 1-2 months. Don't worry, if you use 2-4 drops / set, you consume the whole bottle during this period of time.

## LUXLASH PRO ARTICLE: EYESHAPES AND LASH SETS

At styling we always need to focus on harmony. We cannot focus only on the eyes, we need to pay attention to the other elements of the face. After the examination of all of these we have to ask: How spectacular lash set do we want? Is there any need of aesthetic correction, improvement?

The most common eye shapes are: almond, cat, round, downward, eyes close together and far apart. We can highlight or change these characteristics with different lash building and styling techniques.

We can reach different effects with the enrichment of the lashes so it is useful to know this technique as well. Experienced lash stylists can attend the following classes to learn the secrets of lash enrichment: Advanced + 4d Volume and NEW Full D – extreme Volume course.

## LUXLASH PRO ARTICLE: IRRITATION OR ALLERGIES?

The eyelash stylist has to make a difference between irritation and allergy. So she can inform the client properly about its causes and symptoms. Let's see what does irritation and allergy mean.

What is irritation?

Irritation means: mild inflammation. This is a so-called, temporary sensitivity. It is formed due to external stimuli or impact, which disappears within a few hours. Generally it appears immediately or in a short time.

The signs: tearing, stinging, mild bleeding eyes.

The development of irritation

The irritation can have several causes:

- If the eyepatch is not applied properly – it is too close to the waterline of the eye - it may cause itchy sensation, lachrymation during the application period.
- If the tape is not applied properly, to the arc of eye. In this case we can harm the cornea, so the eye will get bloody in a stripe — besides that it is not an attractive sight – it is also unpleasant feeling.
- If the client's eyes do not close properly, the glue evaporation can cause burning sensation and lachrymation. In this case use the drying pump or the mini fan more frequently.

LuXLash INFO

The glue, used at the eyelash extension is a high quality glue with medical grade and low evaporation, but it contains ingredients what can make our body respond differently. For example to the cyanoacrylate, which is the main element of the glues.

What is allergy?

It is pathological protective reaction of the body against certain substances, external influences. After the allergens get into the body, the symptoms of inflammation appear, generally within 12-48 hours. These symptoms are the followings: redness, swelling, itching, warmth or peeling.

During the application, if our client has allergies, in several cases she can feel the hot, burning sensation. In these cases we have to check the possibilities, occurring at the irritation.

LuXLash INFO:

We suggest to make a glue test before the first application. The first option: one drop of glue to the elbow area with 24 hours monitoring. Other option: apply 20-20 lashes scattered, in the length and thickness of the natural lashes. The body can react to this amount of glue within 24-48 hours.

„Allergy season“

In the pollen season, there is a bigger chance to get allergic symptoms to the glue - even if they never had any before - especially for the sensitive ones.

Tip: You can warn the clients with pollen allergy. During this period, the eyelash application should be skipped in order not to overload the body.



# TWEEZERS



## 1. LUXLASH TITANIUM TWEEZERS

The strong titanium tweezers make the work easier. It is light, you can work comfortably with it.

## 2. 4D VOLUME TWEEZERS

To pick up easily a LuxLash for application (good for both techniques). Stable holding, easy to pick up and hold the lashes in the right position. Easy to reach every lash with its bended point.

## 3. CURVED TWEEZERS

LuXLash curved tweezers for isolation.

## 4. LUXLASH STRAIGHT TWEEZERS

To pick up a LuxLash for application.

## 5. PROFESSIONAL LUXLASH TWEEZERS, STRAIGHT

With the help of the new, designed tweezers you can easily isolate the eyelashes. Created with top quality material, with light weight.



# TWEEZERS, SCISSORS



LuXLash®

## 6. NEW! LUXLASH ISOLATION TWEEZERS

Perfect shape, light weight for your hand. Precise for the perfect isolation.



## 7. NEW! LUXLASH ALL IN TWEEZERS

Perfect for isolation and application.



## 8. NEW! LUXLASH FULL D TWEEZERS

For extreme enrichment for those stylists, who confidently use the Volume technique.



## 9. SCISSORS

### LUXLASH PRO ARTICLE: TWEEZERS 1X1

The tweezers what we use, always depend on the application technique. It doesn't matter if we are right or left handed, we have to choose light tweezers with comfortable grip, as it should be the „extension“ of our hand.

For isolation and application always use appropriate tweezers in lengths and weight. Important: always have a second tweezers, because the first one might fall off, get ruined and we won't be able to continue the work with it.

For classic and double set: we need for a perfectly closing, straight tweezers and a curved one. For example: LuXLash Straight tweezers, LuXLash Titanium tweezers, Curved tweezers or the NEW Isolation tweezers and NEW All In tweezers.

Volume set: straight tweezers or a perfect Volume tweezers. For example: NEW isolation tweezers, NEW Full D tweezers, NEW All In tweezers.

# LASH STARTER KITS

YOU CAN START YOUR PROFESSIONAL CAREER WITH THESE STARTER & PROFESSIONAL KITS. THE PRICE/VALUE RATIO OF LUXLASH KITS IS OUTSTANDING: HIGH QUALITY PRODUCTS FOR ATTRACTIVE PRICE! IF YOU BUY THE PROFESSIONAL KIT, YOU CAN ATTEND THE LUXLASH BASIC COURSE FOR FREE.

## STARTER KIT



STARTER KITS WITH  
EXTENDED  
CONTENTS

## LuXLash®

The STARTER kit contains:

- 3 jars of black, B curve 0,15 thickness LuXLash eyelashes 9, 10, 11 mms
- All size in one box: B curve 0,15 thickness eyelashes on tray
- LuXLash Strong Black Glue Developed 5 ml
- Medical tape
- LuXLash make up remover tissues
- LuXLash straight tweezers
- LuXLash curved tweezers
- Eyelash comb 5 pcs
- Applicator 100 pcs
- Gel remover
- Silicon pad 2 pcs
- Lint Free Eye patch – 6 pairs
- Lash Primer
- Pump
- Poster
- Set case

# LASH STARTER KITS

---

## PROFESSIONAL KIT



LuXLash®

The PROFESSIONAL KIT contains:

- All size in one B curve 0.20 thickness
- All size in one B curve 0.15-thickness
- All size in one C curve 0.15 thickness
- 3 jars black, B curve 0.15 thickness 10, 11, 12 mm
- 3 jars black, C curve 0.15-thickness 10, 11, 12 mm
- Copacabana Beach color lashes, B curve, 0,15 thickness, 12 mm
- New York Lights color lashes, B curve, 0,15 thickness, 12 mm
- Casablanca Sunset color lashes B curve, 0.15-thickness 12 mm
- LuXLash Strong Black Glue Developed, 10ml
- Gel Remover
- Silicone pad 1 large
- Silicone 2 small
- Medical tape 2 pcs
- LuXLash straight tweezers
- LuXLash curved tweezers
- Eyelash comb 10 pcs
- Applicator 100 pcs
- Lint Free Eye Patch – 12 pairs
- Eye Makeup Remover Tissues – 1 box
- LuXLash fan
- Glue holder
- Lash Primer
- Poster
- Set case

# APPLICATION TOOLS



## LuXLash®

### 1. LASH PRIMER

Degreaser eyelash primer fluid, which creates an ideal surface for the glue on the cleaned eyelashes.

**50 ml –**

### 2. SILICONE PAD

Silicone pad, which makes the picking up of the lashes easier. For lashes on tray and in jar as well.

**1 pc –**

### 3. TAPE

Medical quality tape to separate the downer eyelashes. Use it with the LuXLash eye patch.

**1 roll –**

### 4. BIG SILICONE PAD

The most effective help, during the application for lashes in a tray or in a jar.

**1 pc –**

### 5. LINT FREE EYE PATCH

Lint-free, nourishing, moisturizer patch. Fits perfectly to the eye. An essential accessory of the application.

**1 pair –**

### 6. GLUE BOWL

Modern glue container, where you can contain a drop of glue, during application. Easy to clean, easy to use. (no verge)

**1 pc –**

### 7. TAPE PADS

**30 pcs –**

### 8. DRYING PUMP

# APPLICATION TOOLS



LuXLash®

## 9. EYE MAKEUP REMOVER TISSUES

Make up remover tissues for the thorough removal. Removes the oily residues, make up and the necrotic epidermis. Clients can use it at home.

**20 pcs –**

## 10. PRACTICE PANEL

Row of artificial lashes: During the learning period it helps to learn the application.

**1 pc –**

## 11. MASCARA BRUSH

For the separation of the eyelashes during and at the end of the application. Your guest can use it at home.

**1 pc –  
10 pcs –**

## 12. EYEBROW BRUSH

New eyebrow brush for the even eyebrows. Yellow head.

**10 pcs –**

## 13. APPLICATOR

For thorough cleaning. Suggested for the application of the Primer and for the removal with Remover.

**100 pcs –**

## 14. LUXLASH FAN

For drying the eyelashes during the application.

**1 pc –**

## 15. PRACTICE HEAD

Realistic, silicone caoutchouc head.

# APPLICATION MATERIALS, TOOLS



## LuXLash®

### 16. NOIR MASCARA –

If we would like to emphasize the LuXLash effect... Special Mascara developed for LuXLash lashes, containing a special polymer, what does not hurt the synthetical lashes. Apply it from the middle of the lash and pull it until the end. Perfect for natural lashes and on the downer lashes as well. Does not irritate the sensitive eyes, good for people with contact lens. In jet black color.

**1 db – 3.950,-**

### 18. CASE - METAL

Durable case with a chrome frame, in which you can store all of your professional tools for eye lash extension.

### 19. LUXLASH T-SHIRT

Pretty t-shirt for work. You can change its size at the hip section. Sizes: S, M, L and XL.

**1 db –**

### 20. LUXLASH PILLOW

Comfy pillow to the client's chair. Black, with LuXLash sign.

### 21. LUXLASH SCARF

Elegant silk scarf. 64x64cm

### 22. LUXLASH APRON

Water resistant trendy apron for the lovers of eyelash extension.

# OTHER ACCESSORIES



LuXLash®

**1. LUXLASH MAGNIFYING GLASSES**

Th extremely soft work with the eyelashes requires the perfect sight. The glass has 3 different magnifying lenses. It has its own light, what you can switch on/off and helps you to do a really precise work.

**4. NEW! CLIENT CARD**

Write every essential information about your client on this client card.

NEW

**2. NEW! POSTER**  
Quality LuXLash poster.

NEW

**5. MAGNIFYING DESK LAMP**  
5x power, with large lens. With strong, energy saving 28W bulb. For the precise, detailed work.

**3. NEW! APPOINTMENT CARD**  
Practical appointment card for your clients.


1 db – 30,-

NEW

**6. MAGNIFYING DESK LAMP**  
3x power, intense brightness.

# LASHES – FOR OCCASIONS



Double and Triple Lashes — as they are heavier than the basic LuXLash lashes —, better to use them for special occasions.



## DOUBLE LASH

Extra volumen, double lashes for faster work. Strong effect. 10-, 12-, 14 mm, choose 2 x 0.10 mm or 2 x 0.15 mm thickness


	10mm	12	14
2x0.10 thick	x	x	x
2x0.15 thick	x	x	x



## TRIPLE LASH

9-, 10-, 11-, 12-, 13-, 14 mm Faster and richer effect, then the double lashes. For the lovers of the extreme appearance.

	9mm	10	11	12	13	14
3x0.10	x	x	x	x	x	x



## DIVA LASH

Sparkling with closed and opened eyes with two Swarovski stones. 1-1 lash / eye already guarantees a striking, yet elegant pair of eyes. 24 lashes /box, B curve, 0,20, 13 mm.



# BULK LASHES IN JAR



## B CURVE (DECENT CURVE)

Thickness: 0,15 and 0,20

**6, 7, 8, 9, 10, 11, 12, 13 mm:**

**1 pc –**

**14, 15, 16 mm: 1 pc –**



## C CURVE (VALIANT CURVE)

Thickness: 0,15 and 0,20

**6, 7, 8, 9, 10, 11, 12, 13 mm: 1 pc –**

**14, 15, 16 mm: 1 pc –**

LuXLash®

## LUXLASH PRO ARTICLE: WHICH CURVE?

It is a frequent question: which curve should we apply? We need to take into consideration many aspects. 1 - which eye shape the client has; 2 - how spectacular the lash set should be.

The more curved lashes are the more spectacular. Optically we can use these very curved lashes as a „fake plastic surgery“.

We can apply any type of curves to anyone if: we pick up the lashes precisely, we apply the proper technique and we use the pressure points according to the selected curve.

### B curve

It is visible only from the side. Ideal for those clients, who want to keep in secret, that they are wearing artificial eyelash extensions. Generally used length: 6-12 mm.

### C curve

Visible from the side and from the front too, but the effect can be still natural. Generally used length: 7-13 mm.

### D curve

Visible from every angle, but in case of proper application, it is hard to decide by a third person, if our client wears artificial lashes or she has such rich natural lashes. Perfect to beautify eyes set deep in the face or hide the hanging eyelids. Generally used length: 8-13 mm.

### NEW! D+ curve

We can reach a spectacular look by appropriate styling. Ideal for eyes set deep in the face and hanging eyelids. Pay attention to the size: more curved lashes require more length. Don't be afraid to choose longer sizes. Generally used length: 9-14 mm.

### NEW! L+ curve

Precisely applicable on very small and straight natural lashes. Highlight the eyes, even if they are set deep in the face and hides the hanging eyelids. Generally used length: 8-13mm.

## LUXLASH PRO ARTICLE: 3 + 1 MISCONCEPTIONS ABOUT LASHES

There are many misconceptions about eye lash extensions, what make the work of a lash stylist more difficult. It is not easy to explain them and convince others about the truth. If we manage we can gain a new client. Let's see the biggest myths.

### 1. Harms the natural lashes

The natural lashes surely will not get harmed if: you choose a professional lash stylist and you keep her advices, rules and requests. A professional stylist always chooses products, isolation and application techniques based on the natural lashes of the client. So the lashes will not stick together, get overloaded or harmed. If you keep the regulations the natural lashes will keep on growing properly and you will always have new lashes to refill without having less natural lashes.

### 2. Do the natural lashes need some „rest“?

If the clients keeps the rules mentioned in the first point, there is no need for the pause.

### 3. The longer, the richer

Unfortunately, many lash stylist follow the request of the clients, instead of choosing / offering a proper styling. Let them know that their natural lashes can limit the possibilities.

There is no use to apply a very long and rich set, if it can harm their natural lashes.

The clients always have to trust the eyelash stylist, who applies the proper length and style.

### +1 The color lashes are for the extreme clients

You can bravely recommend the color lashes to the lovers of natural effect. A few color lashes, hidden among the black ones can highlight the natural color of the eye. For example: properly applied orange lashes can turn the green eye into wonderful emerald.



# EYEBROW BUILDING/STYLING

## LUXLASH EYEBROWS BUILDING

The newest LuXLash Eyebrows Building for incomplete eyebrows or curl replacement. The new eyebrow hairs enable the perfect face shape alignment that forms naturally thick eyebrows. This results in beautifully curved, thick, waterproof eyebrows; it is over for the uneven, patchy, asymmetric eyebrows. With proper use, last for several weeks.

You can learn this revolutionary new service on the Eyebrow styling - eyebrow building/boosting courses!

In 2 natural colors. With ideal 5, 6, 7 mm set.



LuXLash®

## LUXLASH EYEBROW BUILDING KIT -

### The kit contains:

- LuXLash 4d Volume tweezers
- LuXLash Eyebrows Building I/0.10 (5, 6, 7 mm) Dark brown eyebrow
- LuXLash Eyebrows Building I/0.10 (5, 6, 7 mm) Black eyebrow
- LuXLash mascara brush 10 pcs, yellow
- LuXLash eyebrow glue 5ml
- LuXLash eyebrow applicator
- glass dish, octagon
- LuXLash Eyebrows kit bag
- LuXLash catalog





# LuXLash<sup>®</sup>

*For your everyday beauty*

[www.luxlash.eu](http://www.luxlash.eu)